

# SSP Pure Broking

## Guide for Logging Off In the Azure Cloud

September 2024



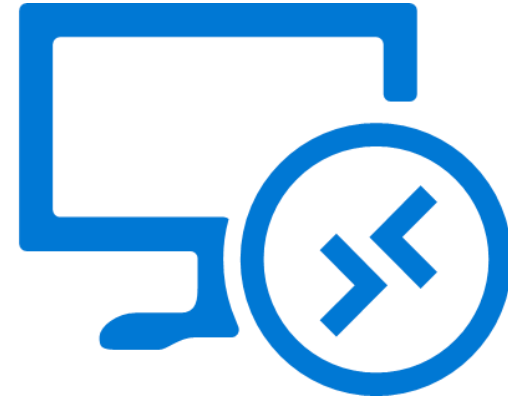
# PURE BROKING – AZURE

## INTRODUCTION

### Why is logging off correctly important?

- Correctly logging out of Pure Broking will significantly improve your experience.
- Logging out correctly will ensure that you are able to log back in efficiently.
- It will also remove the need for your license administrator to reset your connection

Note – during the day if you know you are not going to be using Pure Broking within the next hour, please follow these steps to log out correctly. This will support a more efficient experience when you next want to use Pure Broking.




**What's next ...** in this guide we will show you how to log out of Pure Broking, and some scenarios you might encounter ...

# PURE BROKING - AZURE

## LOGGING OUT OF PURE BROKING

### STEP 1

Locate open Pure Broking windows and applications in your taskbar.

These can be identified by the green arrows in the top right-hand corner of the icon. 



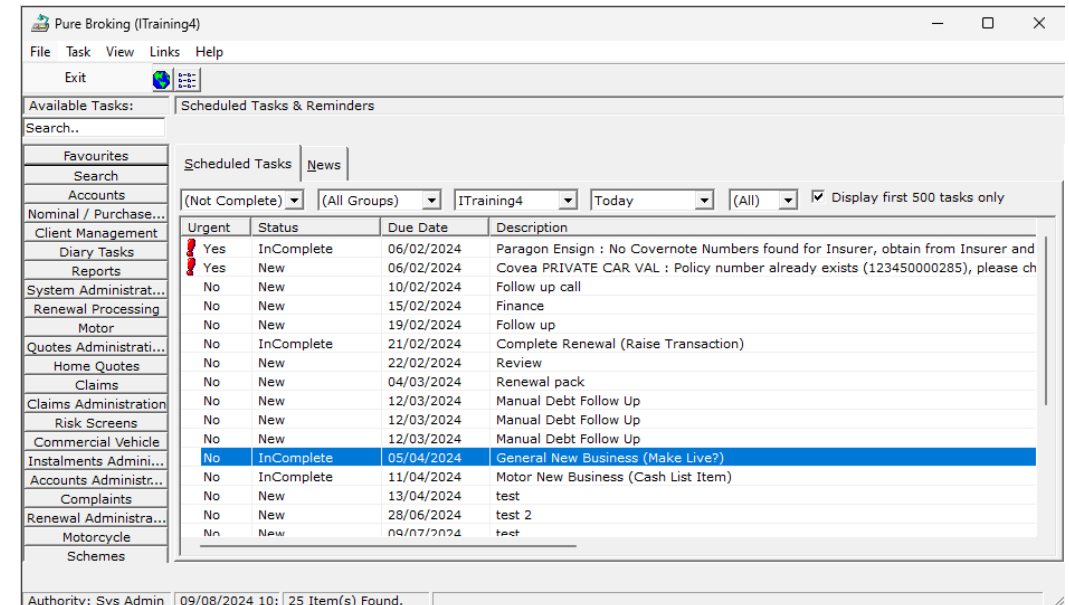
User Logon: Details

Pure Broking: Work Manager

Note – the following screen images are taken from a Windows system. MacOS users will experience a different look, but the process is the same.

### STEP 2

Close the Pure Broking windows, apart from 'User Logon: Details', they should be closed in order from RIGHT to LEFT. Closure can be done by clicking the X in the top right-hand corner or selecting File > Exit depending on the window you are viewing.

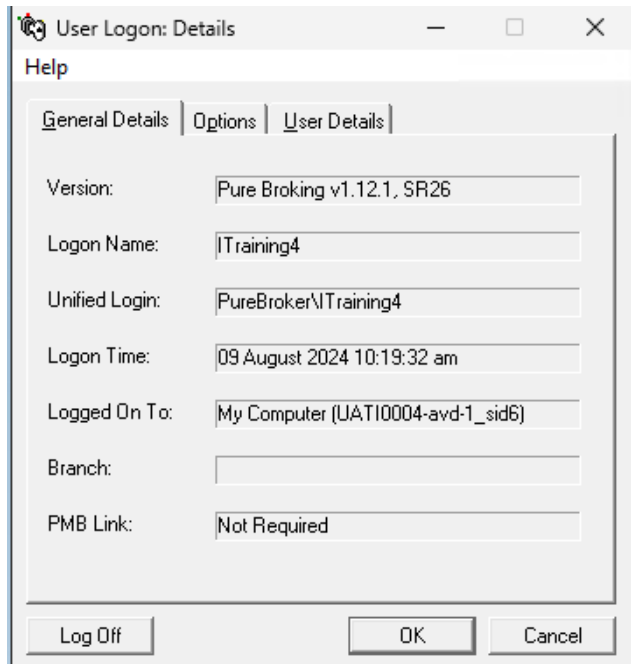


# PURE BROKING - AZURE

## LOGGING OUT OF PURE BROKING

### STEP 3

Once all Pure Broking Windows are closed then click on the User Logon: Details icon.



### STEP 4

Click 'Log Off', the 'User Logon: Details' window will close, and you will be logged out of Pure Broking.

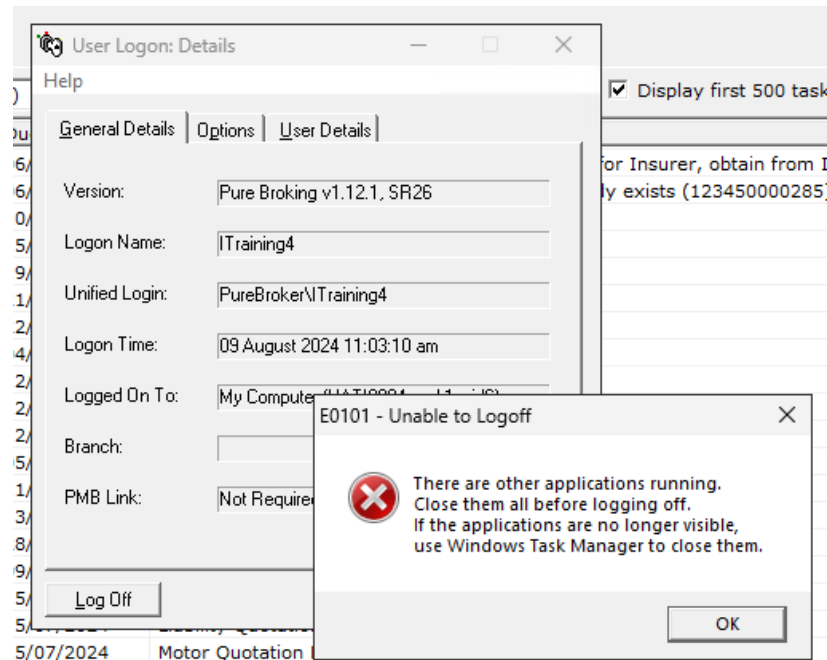
**Do not click the X icon of this window. Ensure that when you have finished and want to log out of Pure Broking that you click the 'Log Off' button.**

# PURE BROKING - AZURE

## UNABLE TO LOG OFF

### STEP 5

If you see a message on clicking the 'Log Off' button that you are unable to logoff then please close other Pure Broking windows first.



# CONFIDENTIALITY STATEMENT

SSP Limited has prepared this document in good faith. Many factors outside SSP Limited's current knowledge or control may affect the recipient's needs and project plans. Errors in the document will be corrected once discovered by SSP Limited. The responsibility lies with the recipient to evaluate the document for applicability. The information in this documentation is proprietary, confidential and an unpublished work and is provided upon recipient's covenant to keep such information confidential. Personal Data supplied in this document may not be used for any purpose other than for which it was supplied. Personal Data may not be transferred to other parties without prior consent of SSP Limited. In no event may this information be supplied to third parties without SSP Limited's prior written consent.

The following notice shall be reproduced on any copies permitted to be made.